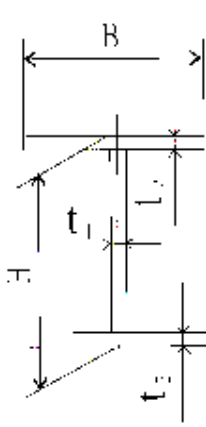
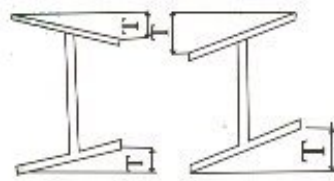

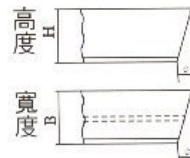


輕量 H 型鋼尺寸公差表

Tolerance on Dimensions of Light Weight Weld H-Beam

區分 Classification		許可差 (mm) Allowable Tolerance	摘要 Remark	
高度 (H) Height (H)		±1.5		
寬度 (B) Flange Width (B)		±1.5		
平板部分厚度 Flattener Thickness (t1, t2)	3.2	±0.30		
	4.5	±0.45		
長度 Length		+ 不規定 0 + not required 0		
彎曲度 Camber and Sweep	高度300以下 Height below 300	長度之0.20%以下 below 0.2% of the length	適用於上下及左右之大彎曲 Applicable to bigger leftward, rightward, upward, and downward cures.	
	高度超過300 Height over 300	長度之0.10%以下 below 0.10% of the length		
直角度 (T) Out of Square (T)	高度300以下 Height below 300	寬度(B)150以下 Flange Width below 150 (B)	1.5以下 below 1.5	
		寬度(B)超過150 Flange Width over 150 (B)	寬度(B)之1.0%以下 below 1.0% of Flange Width (B)	
	高度超過300 Height over 300	寬度(B)之1.2% 1.2% of Flange Width (B)		
偏心距 (S) Web of center (s)		±2.0	$s = \frac{b_1 - b_2}{2}$ 	
截面之直角度 (e) End out-off -Square (e)	寬度(B)或高度(H)未滿200 Flange Width (B) or Height (H) less than 200	3.0以下 below 3.0		
	寬度(B)或高度(H)200以上 Flange Width (B) or height (H) over 200	寬度(B)或高度(H)之1.6%以下 Below 1.6% of Flange Width (B) or Height (H)		

備考: 截面尺度之測定位置, 在輕量H型鋼兩端以外之任意點

Remarks: The measuring location of section dimension shall be any point outside both ends of Light Weight Weld H-Beam.