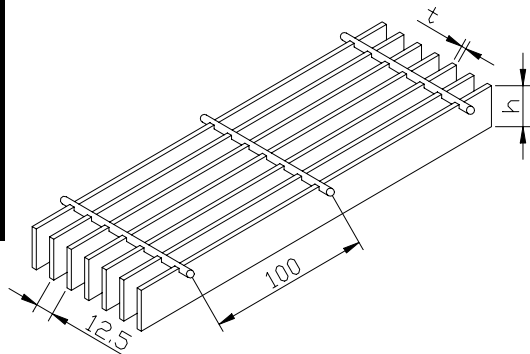
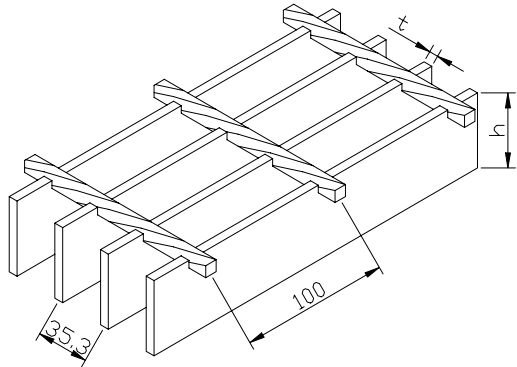
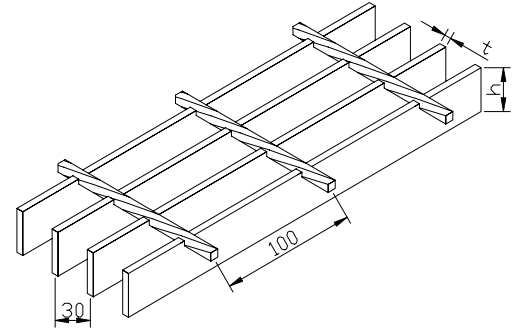


格柵板之規格與重量表
Size & Weight Table of Grating

| 網目 | 直板 | | 橫桿 | | |
|----------|---------|------------------|----------|------------------|-------------------|
| | h × t | 單位重 | | 單位重 | 每平方米重 |
| mm | mm | Unit Wt. kg/m | mm | Unit Wt. kg/m | kg/m ² |
| 30×100 | 25×3.0 | 0.59 | □6.0×6.0 | 0.28 | 22.83 |
| | 25×4.5 | 0.88 | | | 32.84 |
| | 32×3.0 | 0.75 | | | 28.43 |
| | 32×4.5 | 1.13 | | | 41.25 |
| | 38×3.0 | 0.89 | | | 33.24 |
| | 38×4.5 | 1.34 | | | 48.45 |
| | 50×4.5 | 1.77 | | | 62.86 |
| | 50×6.0 | 2.36 | | | 82.88 |
| | I32×5/3 | 0.96 | | | 35.38 |
| | I38×5/3 | 1.13 | | | 41.23 |
| I44×5/3 | 1.30 | 47.01 | | | |
| 35.3×100 | 50×6.0 | 2.36 | □8.0×8.0 | 0.50 | 73.29 |
| | 65×6.0 | 3.06 | | | 93.78 |
| | 75×6.0 | 3.53 | | | 107.44 |
| | I55×7/4 | 1.98 | | | 62.42 |
| | I55×7/4 | 2.16 | | | 67.64 |
| | I65×7/4 | 2.55 | | | 78.95 |
| I75×7/4 | 2.96 | 90.84 | | | |
| 12.5×100 | 25×3.0 | 0.59 | ψ5.0 | 0.15 | 49.22 |
| | 25×4.5 | 0.88 | | | 73.07 |
| | 32×3.0 | 0.75 | | | 62.58 |
| | 32×4.5 | 1.13 | | | 93.10 |
| | 38×3.0 | 0.89 | | | 74.02 |
| | 38×4.5 | 1.34 | | | 110.26 |



備註:

1. 直板間距目前有12.5mm、30mm、35.3mm三種。
2. 橫桿間距一般為100mm，另可生產40~200mm之間距。
3. 以上為未封邊、未鍍鋅之每平方米重量。
4. 鍍鋅後會增加約4~6% 之重量。

Remark:

1. The steel bearing bar is usually with 12.5mm, 30mm, 35.3mm pitch.
2. The pitch varies from 40~200mm, and the standard span is 100mm.
3. The table above shows weight without galvanizing.
4. Weight increases approximately 4~6% after galvanizing.